

**MB 450 H 450 C**  
**MB 420 H 450 C**  
**MB 350 H 450 C**

**X-ray tube housing assemblies**

- High operating voltages up to 450 kV
- Low filtration Be Window
- Power up to 4.5 kW
- Small focal spots for CT and high resolution
- Also available in fan beam versions





MB 450/1 H450 C

The MB 450/420/350 H450 C family of oil-cooled, center-grounded metal-ceramic tubes are designed to give high power levels of x-rays, with high penetration energies. These directional beam tubes are equipped with dual focal spots and a Beryllium output window for optimal image resolution across the entire kV range.

The /3 types are particularly appropriate for high resolution imaging and for computer tomography applications.

All of our x-ray products are designed, developed and manufactured at our own ISO 9001:V 2000 and ISO 14001 certified production site.

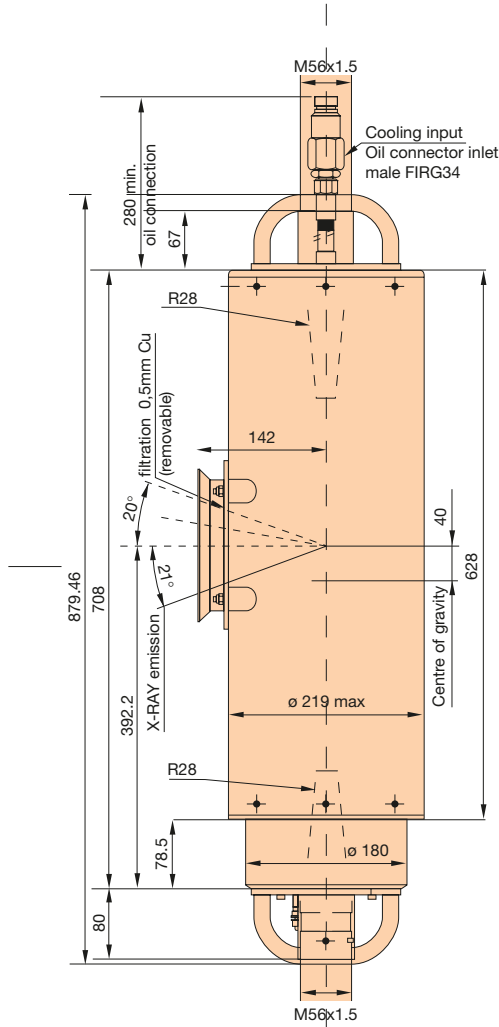
Tube reference	MB 350/1 H450 C	MB 420/1 H450 C	MB 450/1 H450 C	MB 350/3 H450 C	MB 420/3 H450 C	MB 450/3 H450 C		
<b>Nominal voltage</b>	350	420	450	350	420	450	kV	max
<b>Focal spot size (1)</b>								
• Small focal spot		1.5			0.8		mm	
• Large focal spot		3.5			1.8		mm	
<b>Power</b>								
• Small focal spot		1 500			960		W	max.
• Large focal spot	4 200	4 200	4 500		2 250		W	max.
<b>Filament current</b>								
• Small focal spot		3.8			3.8		A	max.
• Large focal spot		5.5			3.8		A	max.
<b>Filament voltage (2)</b>								
• Small focal spot		5.3			5.5		V	typical
• Large focal spot		10.3			7		V	typical
<b>Anode angle</b>		21			10		°	
<b>Radiation coverage</b>		40			30 x 40		°	
<b>Target material</b>		Tungsten			Tungsten			
<b>Inherent filtration</b>		7mm Be + 0.5 mm Cu			7mm Be + 0.5 mm Cu			
<b>Cooling oil flow</b>		19			17		l/min	min.
<b>Weight</b>		97			97		kg	approx

(1) GOST (Russia)

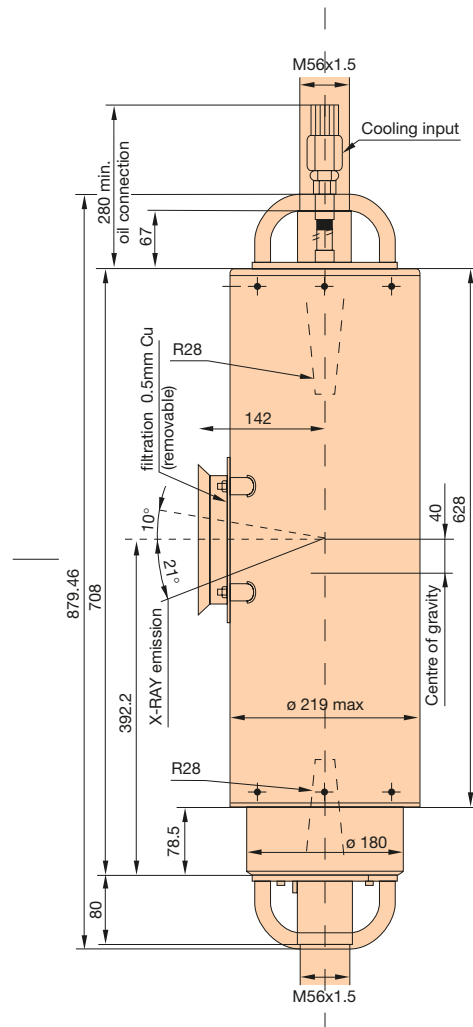
(2) At If max. The filament voltage at maximum filament current will vary from tube to tube. The precise value for each tube is supplied on the tube label.

**MB 450 H 450 C**  
**MB 420 H 450 C**  
**MB 350 H 450 C**

**Outline drawings - dimensions in mm**

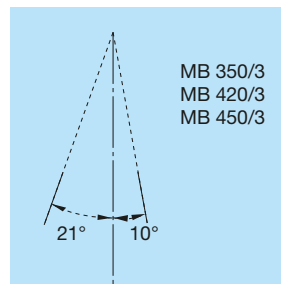
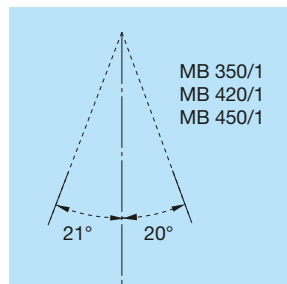


**MB\*\*\*1/ H450 C**



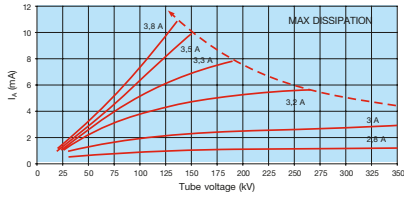
**MB\*\*\*3/ H450 C**

**Emission angle detail**

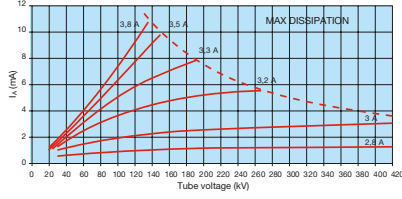


# MB 450 H 450 C MB 420 H 450 C MB 350 H 450 C

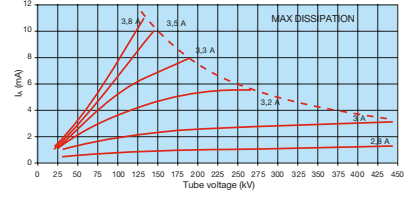
**MB350/1H450C: Small filament characteristics**



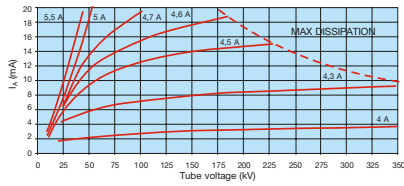
**MB420/1H450C: Small filament characteristics**



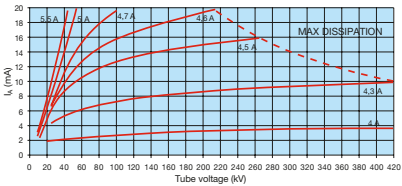
**MB450/1H450C: Small filament characteristics**



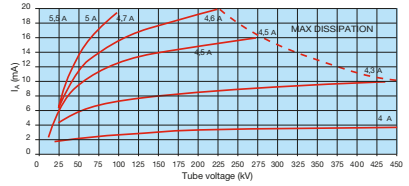
**MB350/1H450C: Large filament characteristics**



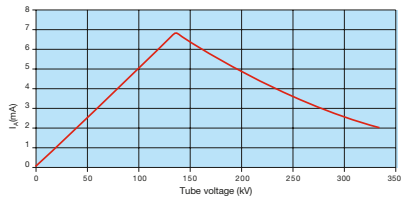
**MB420/1H450C: Large filament characteristics**



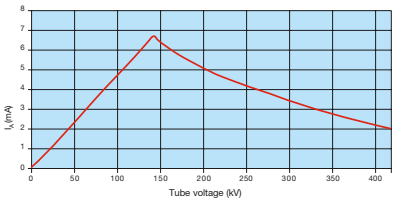
**MB450/1H450C: Large filament characteristics**



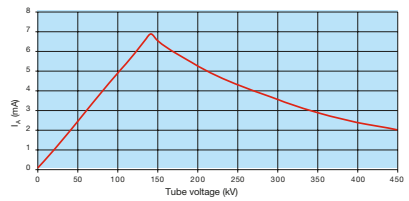
**MB350/3H450C: Small filament characteristics**



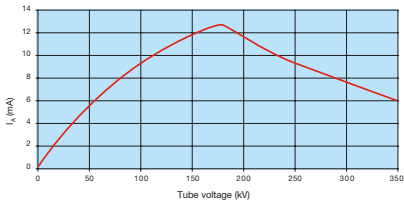
**MB420/3H450C: Small filament characteristics**



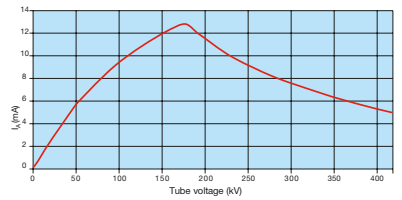
**MB450/3H450C: Small filament characteristics**



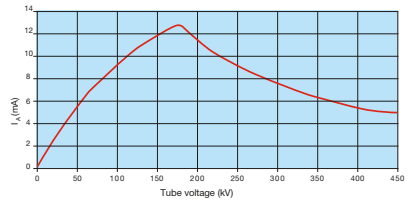
**MB350/3H450C: Large filament characteristics**



**MB420/3H450C: Large filament characteristics**



**MB450/3H450C: Large filament characteristics**



*This document cannot be considered to be a contractual specification. The information given herein may be modified without notice due to product improvement or further development. Consult Thales Electron Devices before making use of this information for equipment design.*

For further information, please contact:

## THALES ELECTRON DEVICES

2 bis, rue Latécoère - 78941 Vélizy Cedex - France  
Tel: + 33 1 30 70 35 00 - Fax: + 33 1 30 70 35 35  
[www.thalesgroup.com/electrondevices](http://www.thalesgroup.com/electrondevices)